



# Kidney Assist Transport

Unlock the power of oxygen

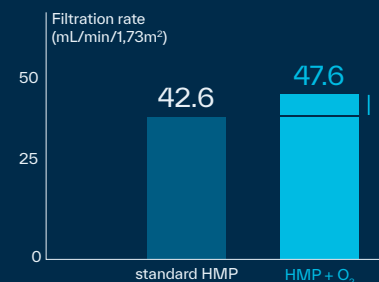
XVIVO

## COMPARE trial: new hope for kidney preservation<sup>10</sup>

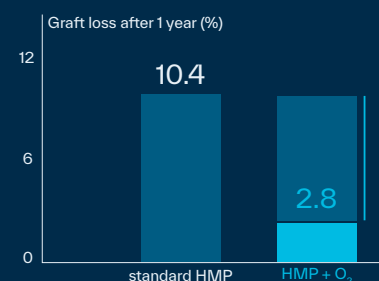


The study investigated if supplemental oxygen during hypothermic machine perfusion improves outcomes of kidneys donated after circulatory death (DCD). The study was: randomized, controlled, multicenter, double-blinded, paired, n = 106 donor pairs from DCD donors age  $\geq 50$ .

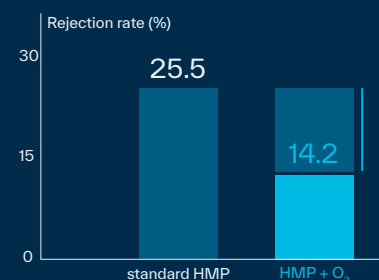
The study showed that:



Improved renal function by  
**11.7 %**  
P=0.035



Reduction of graft failure by  
**73.1%**  
P=0.021



Lowered incidence of acute rejection by  
**44%**  
P=0.040

The study also suggests that hypothermic machine perfusion with oxygen (HMPO) can reduce:

- Severe complications
- Additional diagnostic procedures
- Hospital readmission
- Cost for chronic dialysis

XVIVO

# Kidney Assist Transport

## Unlock the power of oxygen

XVIVO's Kidney Assist Transport is a portable device that allows hypothermic pulsatile perfusion of donor kidneys with oxygenated solution for up to 24 hours.

### Disposable Cartridge

Unique pre-assembled sterile set containing reservoir, pulsatile pump, oxygenator, filling line, sampling port and pressure sensor

### Intuitive User Interface

Touch screen display for optimal interaction and visualization of the perfusion characteristics

### Rechargeable Batteries

Battery pack for 24 hours stand-alone perfusion. Additional use of auxiliary power enabled

### Integrated Oxygenation

Cylinder with 100% medical oxygen and regulator to ensure optimal oxygenation. Option to connect to oxygen from wall outlet available

### Ease of Use

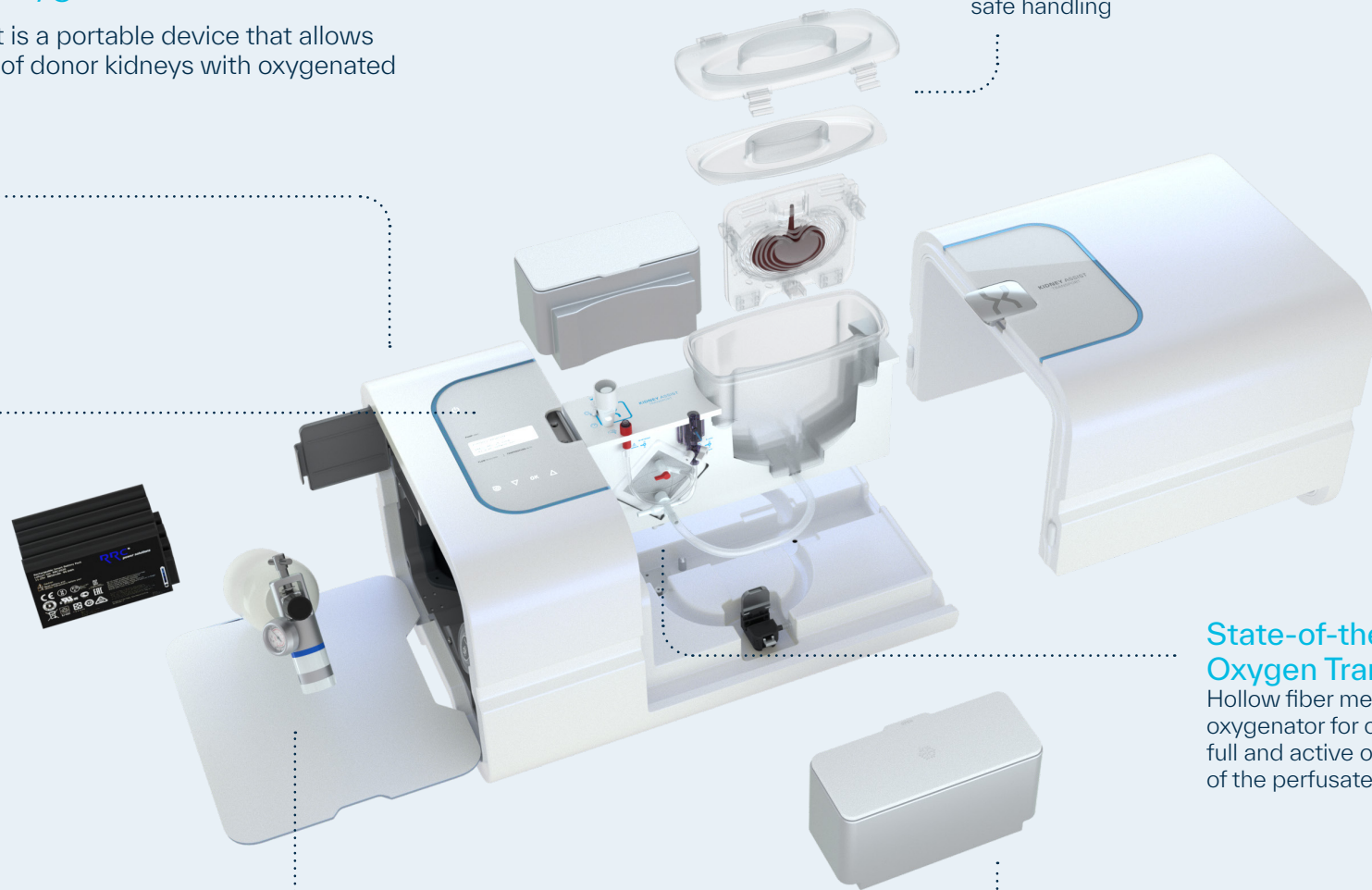
Plug- and play-design to allow for quick and easy set-up, improved accessibility and safe handling

### State-of-the-Art Oxygen Transfer

Hollow fiber membrane oxygenator for continuous, full and active oxygenation of the perfusate

### Efficient Cooling

Easily accessible ice containers to ensure 24 hours hypothermic conditions



## Unlock the power of oxygen with XVIVO's Kidney Assist Transport



Oxygenated



Pressure controlled  
pulsatile flow



Hypothermic  
perfusion



### Unique patch holder for easy connection

Designed to facilitate anastomosis of the renal artery and eliminate the risk of direct cannula damage.<sup>1</sup>

### Improved transplantation outcomes with non-oxygenated hypothermic machine perfusion compared to static cold storage

Results from clinical trials demonstrate that hypothermic machine perfusion (HMP) compared to static cold storage leads to:

- Reduced risk of delayed graft function<sup>2,3</sup>
- Improved graft survival at 1 and 3 years<sup>2,4</sup>

Further it is demonstrated that HMP in DCD kidneys leads to:

- Reduced risk of delayed graft function<sup>5,6,7,8,9</sup>
- Improved graft survival at 1<sup>7,8</sup> and 3 years<sup>7</sup>

#### References:

1. Radford L, et al. The Carrel patch clamp for renal transplantation. Ann R Coll Surg Engl. 2017 Nov;99(8):664.
2. Moers C et al. Machine perfusion or cold storage in deceased-donor kidney transplantation. N Engl J Med 2009; 360:7-19.
3. Kox J et al. The Benefits of Hypothermic Machine Preservation and Short Cold Ischemia Times in Deceased Donor Kidneys. Transplantation. 2018 Aug 1;102(8):1344-135.
4. Moers C, et al. Machine Preservation Trial Study Group. Machine perfusion or cold storage in deceased-donor kidney transplantation. N Engl J Med. 2012 Feb 23;366(8):770-1.
5. Jochmans I, et al. Machine perfusion versus cold storage for the preservation of kidneys donated after cardiac death: a multicenter, randomized, controlled trial. Ann Surg. 2010 Nov;252(5):756-64.
6. Wang W, et al. Effect of Hypothermic Machine Perfusion on the Preservation of Kidneys Donated After Cardiac Death: A Single-Center, Randomized, Controlled Trial. Artif Organs. 2017 Aug;41(8):753-758.
7. Treckmann J, et al. Machine perfusion versus cold storage for preservation of kidneys from expanded criteria donors after brain death. Transpl Int. 2011 Jun;24(6):548-54.
8. Zhong Z, et al. Outcome Improvement for Hypothermic Machine Perfusion Versus Cold Storage for Kidneys From Cardiac Death Donors. Artif Organs. 2017 Jul;41(7):647-653.
9. Brat A, et al. Hypothermic Machine Perfusion as a National Standard Preservation Method for Deceased Donor Kidneys. Transplantation. 2021 Jun 23.
10. Jochmans I, et al. Oxygenated versus standard cold perfusion preservation in kidney transplantation (COMPARE): a randomised, double-blind, paired, phase 3 trial. The Lancet. November 2020;396(10263):1653-1662.

Not all XVIVO products are approved in all markets.

## Nobody should die waiting for a new organ

Founded in 1998, XVIVO is the only medical technology company dedicated to extending the life of all major organs - so transplant teams around the world can save more lives.

Our solutions allow leading clinicians and researchers to push the boundaries of transplantation medicine.

Scan this QR-code to get in touch with us!



XVIVO Perfusion AB, Mössans gata 10, SE-412 51 Göteborg, Sweden  
Tel +46 31 788 21 50 | [xvivogroup.com](http://xvivogroup.com)

Kidney Assist Transport is trademark of XVIVO Perfusion AB.  
© 2021 XVIVO Perfusion AB. All rights reserved.  
Kidney Assist Transport 2022.03.17 TD-23 Brochure Kat.05

XVIVO

XVIVO